

VS

Variable Rake
CNC Shear

Series



> Perfect
Cutting

> Fast
Speed

> Powerful

> Accurate

> Efficient



As a total supplier for sheet metal manufacturing with almost 70 years of experience, Durma understands and recognizes the challenges, requirements and expectations of the industry. We strive to satisfy the ever higher demands of our customers by continuously improving our products and processes while researching and implementing the latest technologies

In our three production plants with a total of 1.624.586 ft², we dedicate 1,000 employees to delivering high quality manufacturing solutions at the best performance-to-price ratio in the market.



PRODUCTION IS MORE EFFECTIVE NOW

From the innovations developed at our Research & Development Center to the technical support given by our worldwide distributors, we all have one common mission: to be your preferred partner.

Durmazlar offers it's machines to the world markets under the Durma brand.



1

High technology,
modern production
lines



2

Top quality
components



3

High quality
machines designed
in R&D Centre

VS

VS Series


Angle-adjustable hydraulic guillotine shear

Well equipped for precision cuttings

($\pm 0.002''$ Back Gauge Positioning Sensitivity)

High technology VS variable rake shears, with $0^{\circ} 30'$ - $2^{\circ} 30'$ precise rake adjustment, cut fast and efficiently. Easy to use and good quality cutting feature are suitable for every job. By entering all cutting parameters you can have precise and perfect cutting.

High efficient and maximum security VS shears will differentiate you with its precise cutting.



Production is *More Effective Now.*

Advance Your Standards

Precision and high quality cuts with automatic gap adjustment

In world standards equipped with high-tech products VS Series Shears offer you exact solutions. We have reduced the cutting angle to achieve straight precision and minimum twist tolerance.



Why DURMA Shears

- Better and faster cuttings
- Automatic blade gap adjustment
- Stronger and rigid body structure
- High sensitivity and repeatability
- High-tech excellent equipments
- Low service cost
- Adds value to your company
- Reliable brand


We have minimized the cutting angle to provide sensitivity to minimum linearity and torsional tolerance in the total material length.

VS

GAIN MORE POWER

Performance and Productivity

The DURMA VS series CNC variable rake shear is one of the most advanced production shears available today. From 0.24" up to 1" shearing capability these highly developed machines yield the most flexibility you can hope to get in a modern shearing machine.



General Specifications

- Rigid design & powerful body for perfect cutting
- Hardened and ground blades for long life and precise
- CE standards security
- The combination of economic and perfect cutting performance
- Blade clearance and cutting angle automatically adjusted by CNC controller
- User friendly CNC touch screen control unit
- VS shears provide flexible use for narrow or wide, thin or thick sheet metal cutting.
- Automatic swing up back gauge for more comfortable use
- Sheet support arms
- Front feeding and conveyor systems
- Front support arms T-Slots for easy cutting and feeding material
- Ball Transfer table

Production is *More Effective Now.*

Special Projects

■ CNC Front Feeding



VS

D-Touch 7 Control Unit



Fast data entry



Easy connection USB port



Ethernet RJ-45 10/100M



Easy programming

Cuttings are easier with D-Touch 7

With easy to use interface D-Touch 7 enables perfect cutting in seconds by endless programming and material entrance feature.

- Wide, colored, touch-screen (LCD 7" 800x480)
- Quick data entry
- Easy connection
- USB input
- Ethernet: RJ-45 10/100M
- Windows CE Unlimited program and steps
- Unlimited material type




Production is *More Effective Now.*

VS Series General Features

With choice of standards and optional equipment VS Series add to value your business by offering proper solutions for your needs. With the high-tech features high efficiency, high precision, high performance criteria VS Series have proved that it is user-friendly and the best of in this sector.




■ **Flip-up Finger Guard**
Ball Transfer Table
Hydraulic Holdowns



■ **Special Throat Depth**
Throat depth of at least 1'1.78" allows the cutting of longer sheets than the knife length




■ **Light Curtains For Finger Guard**



■ **Adjustable Angle Stop 0-180°**



■ **Conveyor System**



■ **Thin Sheet Support System**

VS

STRONG BACK GAUGE SYSTEM

- Precision
- Rigid
- Min. Deformation



- Fast and high accuracy
- Reliable movement
- Adjustment at any point
- Resistance to crash
- Maintenance free
- Better and fast cutting
- Easy and secure usage
- High precision and repeatability

Why DURMA Back Gauge ?

One of the most important factor for cutting capacity is the design of back gauge and stability.

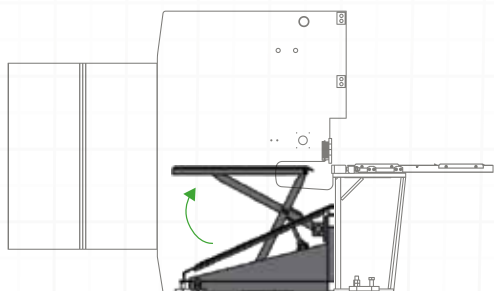
Quality cutting is possible with perfect product, stability and precision back gauge.

The high speed ballscrew back gauge system movement is also supported with linear guides, which helps the back gauge achieve long life, greater sensitivity and strengthens against any collisions.

Sheet Support Systems

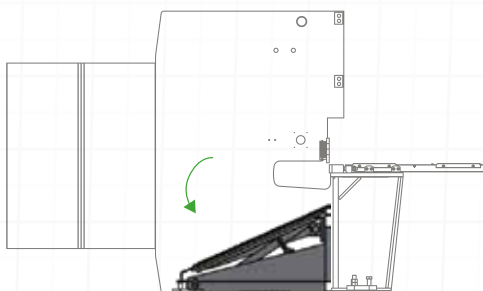
■ Pneumatic Thin Sheet Support System

DURMA I



Step 1

Before cutting operations, sheet support system with pneumatic driven assists for sheet as moving upwards as per in the picture.

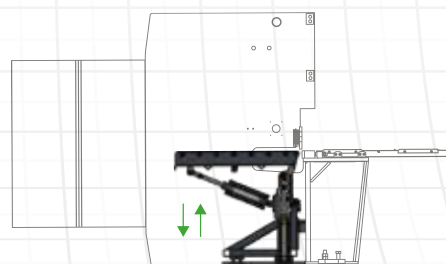


Step 2

Once the cutting process is kicked off, the table comes down lower position at the same time and this will ensure cutting sheets placed over the table again as seen in the picture.

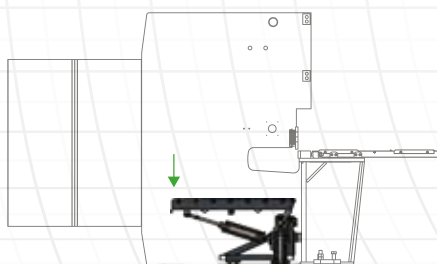
■ Pneumatic Thin Sheet Support System

DURMA IV



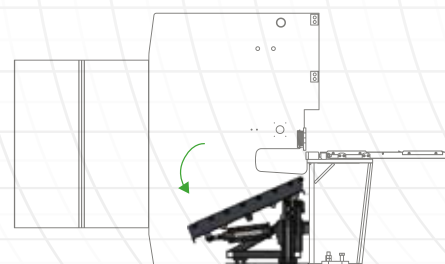
Step 1

Before cutting operations, sheet support system with pneumatic driven assists for sheet as moving upwards as per in the picture.



Step 2

Once the cutting process is kicked off, the table comes down lower position at the same time and this will ensure cutting sheets placed over the table again as seen in the picture.



Step 3

After cutting process is finished, sheets are discharged by closing movement of the table.

VS

VS Series Technical Details

VS Series	Cutting Length	Cutting Capacity		Stroke per min.	Cutting Angle		Number of Holddowns	Holddown Force		Back Gauge Range
		MS (65,250 psi)	SS (10,1500 psi)	Minimum - Maximum	Minimum	Maximum		Minimum	Maximum	
Unit	ft.	inch	inch	1/min.	°	°	unit	US ton	US ton	ft.
	A									
3006	10'1.3"	0.24"	0.16"	12 - 20	0° 30'	2°	16	4,4	22	3'3.4"
6006	19'11.4"	0.24"	0.16"	6 -10	0° 30'	2°	29	11	22	3'3.4"
6013	19'11.4"	0.50"	0.40"	5 - 10	0° 30'	2° 30'	29	32	63,8	3'3.4"

The technical drawings illustrate the dimensions of the 1000 Series Industrial Paper Shredder. The front view on the left shows the overall width (L), the width of the shredding chamber (A), the width of the base (R), and the total height (HH). The side view on the right shows the depth of the shredding chamber (D), the distance from the front of the base to the shredding chamber (B), the height of the base (C), the width of the base (W1), and the total width (W).

[illegible]

Production is *More Effective Now.*

FAST ON SERVICE AND SPARE PARTS

DURMA provides the best level of service and spare parts with qualified personnel and spare parts in stock. Our experienced and professional service personnel are always ready at your service. Our professional training and application enriched courses will give you an advantage to use our machinery.



VS

STANDARD & OPTIONAL EQUIPMENT

Standard Equipments

User Friendly CNC Touchscreen Control Unit D-Touch 7
CE-Norm
Heavy Duty Steel Construction & Stress Relieved Frame
Automatically Adjusted Rake Angle by CNC
Adjusted Cutting Length by CNC
Ball Integrated Front Tables
40" Ballscrew Backgauge
Flip-up Finger Guards (40")
Squaring Arm with Scale with T-Slot (L= 4'11")
Support Arms with T-Slot & Tilting Stop (L= 3'3.4")
Illumination & Shadow Line
3'3.4" Throat Depth
Automatically Pressure Adjusted Solid Holddowns
Top and Bottom Blades with Four Sides

Optional Equipments

Laser Cutting Line
Light Curtains for Finger Protection
Pneumatic Sheet Support (DURMA I)
Pneumatic Sheet Support (DURMA IV)
Hydraulic Anti-twisting
Special Throat Depth
4'1.2" Backgauge
CNC Controlled X1, X2 Axis
Oil Coolant (Standard for VS 6006 & VS 6013)
Oil Heater (Standard for VS 6006 & VS 6013)
Central Lubrication (Manual/Motorized)
Adjustable Angle Stop 0-180°
Extension Support Arms
Special Blades
Temperature Measurement
Special Packing for Overseas Shipments

Product Groups

DURMA



f Durma International
@ durmainternational
X durmaint
▶ durmamachines
in Durmazlar



INCH 2025/05/V04



Durmazlar Makina San. ve Tic. A.Ş.
OSB 75. Yıl Bulvarı Nilüfer-Bursa /
Türkiye

P: +90 224 219 18 00

F: +90 224 242 75 80

info@durmazlar.com.tr

www.durmazlar.com.tr

Durmazlar Makina San. Tic. A.Ş. has right to change catalogue values and machine technical details without notice.